



Possible books this term



**Literacy:**

**Reading:** I can recognise my name and also a friend's name.

I recognise some familiar signs and logos

**PHONICS: PHASE 1 Aspect 5-** Alliteration

**Aspect 7 -** Oral Blending and Segmenting

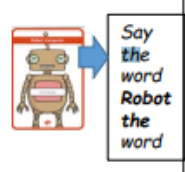
**Shared Reading:**

I can distinguish print from pictures.

I can predict what comes next.

I can answer questions about the story.

I can listen to stories and talk about them.



Help your child by reading a story to them everyday and asking them questions. Enjoy sharing your school library book together



**Concepts of print:**

I understand that print has meaning

I know which way a book goes.

I know which is the front/back of a book.

I know we read from left to right and top to bottom

I can turn the pages in the right direction.

**Writing:** I can use letters to write some letters from my name. I can write all of my name. I can use some print and letter knowledge to write pretend lists, labels, sentences that start at the top of the page. These might include some familiar letters from words like mum or dad.



Give as many opportunities for your child to mark make at home; this will develop their ability to write familiar letters they see around them including their own name and family members names

**Ticket to Ride**



**Summer 2**

**Communication and Language**

This is a prime area and aspect that underpins everything we do in Nursery. We encourage as much conversation and opportunities for talking as possible.

**Review Time:** The children can share their learning with the whole class. They can use the iPad to take pictures throughout the day to share during this time. They can ask each other questions and talk about what they might do next.


**Physical Development: Gross and Fine Motor Skills**

**Fine Motor:** Consolidate writing their own name correctly. Copy their name using name cards to help with letter formation.

**Squiggle whilst you Wiggle:** Practise moves 'the hook', 'the laid down 8' and 'the stand it up straight'.

**Dough Gym:** Strengthen hand and finger muscles exercises using playdough and practice moves: roll, squeeze, pat, nip, pinch, poke

**Finger Gym:** Weekly activities to aid hand muscle development and dexterity.



**Physical Development (Gross Motor)** Be increasingly independent as they get dressed and undressed, for PE.

Putting on coats, doing up zips and buttons (Fine Motor).

Continue to develop movement, balancing, riding and ball skills.

**Games:** Take part in Sports' day races such as running, hurdles and balancing

Beanbags. Begin to understand team games

Please give your child time to practise putting on their own shoes and clothes. Practise zipping and unzipping coats and fastening and unfastening buttons.




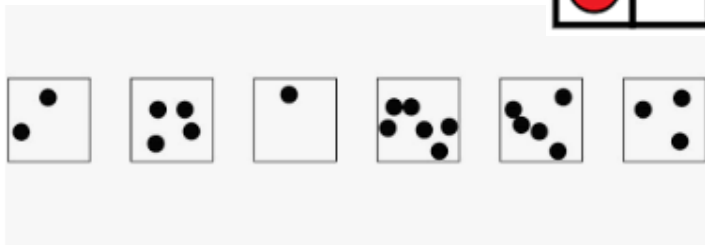
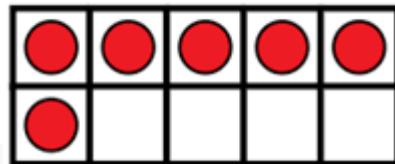
## Expressive Art and Design

- Create a train station/aeroplane/travel agents role play area.
  - Create the props and tickets to support role play
  - Go on a magic train journey-What do you see out of the window?
- Create a picture
- Use their knowledge of different materials and colour to create a vehicle of their choice. This may be through paint, junk modelling, ICT, drawing or construction
  - Learn songs and poems about transport



## Mathematics:

- To consolidate an understanding of numbers 1-5 considering the counting principles
- To compare quantities using language 'more than, fewer than'
- Link numerals and amounts
- To experiment with their own symbols and marks as well as numerals
- To know that a given number can be made by adding different amounts together
- To subitise 1-3 and beyond
- To solve mathematical problems
- To talk about and explore 2D & 3D shapes, and create shape pictures and models
- To understand position
- To describe a familiar route
- Discuss routes and locations



## Understanding the World

We will be learning:

- To look out for familiar places in our local environment
- To talk about transport
- To compare how we travel to school
- To know that a globe represents our world
- To know that we live in the UK
- To be able to talk about places we have been on holiday and the transport we used to get there
- To understand that the weather is different in different parts of the world and explore some hot/dry/wet/cold/icy places. Compare England with Egypt and Antarctica.
- To name a range of transport
- To understand what is 'public' transport
- To understand how different transport effects the environment
- To look at vehicles from the past
- To learn about the first woman to fly an aeroplane
- To keep safe in the sun

