



# Particle Properties

\_\_\_\_\_



State	Particle Arrangement	Material

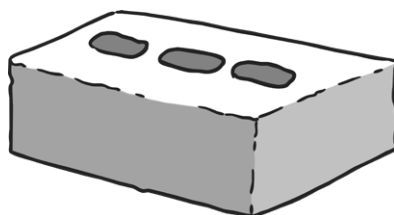
# Particle Properties

Cut out the cards and stick them on your 'Solid, Liquid or Gas?' activity sheet to complete the table.

solid

liquid

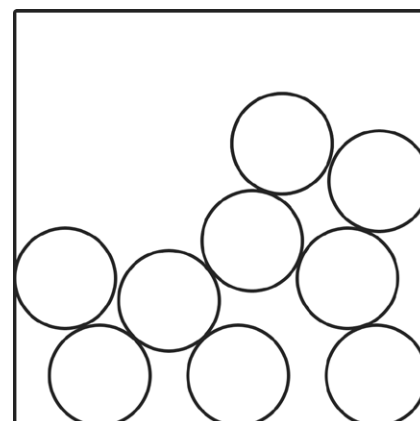
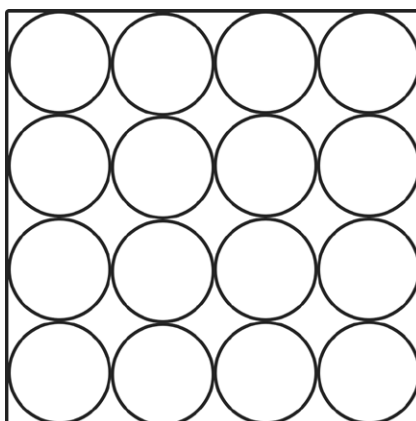
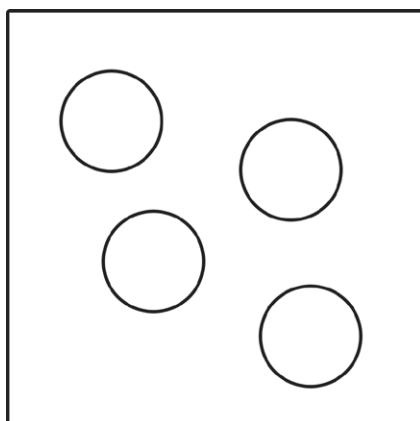
gas



milk

brick

helium





# Particle Properties

Blank rounded rectangular box for notes.



State	Particle Arrangement	Particle Properties



# Particle Properties

Cut out the cards and stick them on your 'Solid, Liquid or Gas?' activity sheet to complete the table.

solid

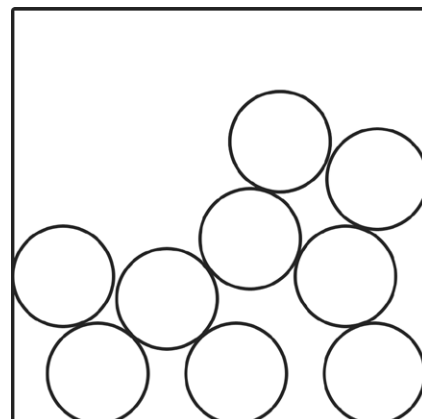
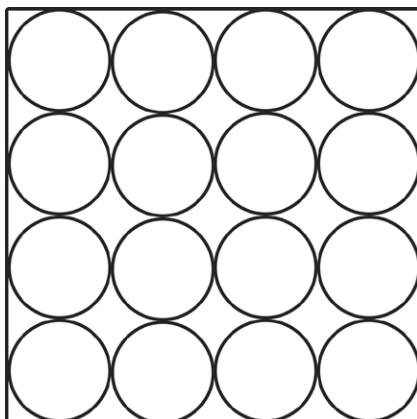
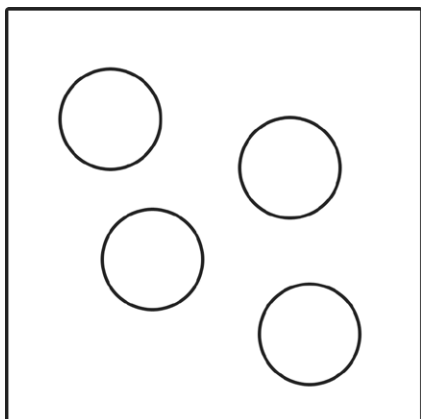
liquid

gas

Particles are close together but random. They can move over each other.

Particles are spread out and can move about quickly in all directions.

Particles are closely packed in a regular pattern. They vibrate on the spot.





# Particle Properties

Empty rounded rectangular box for a title or note.

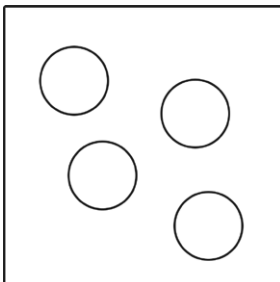
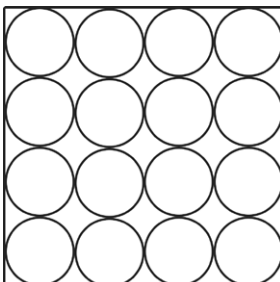
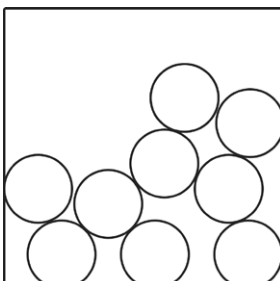


State	Particle Arrangement	Particle Properties	Material Properties



# Particle Properties

Cut out the cards and stick them on your 'Solid, Liquid or Gas?' activity sheet to complete the table.

solid	Particles are close together but random. They can move over each other.		Keeps its shape unless a force is applied to it. Remains the same volume.
liquid	Particles are spread out and can move about quickly in all directions.		Does not keep its shape. Can spread out to fill the space it is in.
gas	Particles are closely packed in a regular pattern. They vibrate on the spot.		Takes the shape of the container it is in. Stays the same volume.