


Goldilocks and the Three Bears



Activities

Communication & Language

Listen to the story, learn songs and rhymes, discuss the story, ask and answer questions about what happens, learn some new words linked to the story

Personal, Social and Emotional Development

Roleplay the story using costumes, props and small world. Think about feelings throughout the story

Keeping safe-Should Goldilocks have gone into the house?, Make some rules of our own to help us keep safe.

The bears are angry in the story, how could they calm down? How can we keep calm when angry?

Physical Development

Explore porridge with different spoons and containers, Construct a new bed/chair for Baby Bear.

Move like Daddy/Mummy/Baby Bear..

Literacy

Retell the story with words, story maps and actions.

Learn Goldilocks songs and rhymes.

Read some non fiction books about bears.

Write a letter to Baby Bear from Goldilocks,

Maths

Identify representations of 1,2,3.

Subitise or count to find how many and make own collections of 1,2,3 objects.

Match number names to quantities and numerals.

Touch count in different arrangements and recognise the final number is the quantity of the set.

Circles and triangles

Pattern, Size, Position, Capacity

Understanding the World

Explore porridge oats, and make porridge. Explore the changes,

Explore materials to create beds for the three bears.

Sort materials

Expressive Art and Design






Create a small world area for the bears, explore junk modelling materials to design and build a new chair/bed for Baby Bear, change our role play area into the bears house.

Key Books

Terrific Tales Spring 1



Other possible books



The Three Little Pigs



Activities:

Communication & Language

Listen to the story, learn songs and rhymes, Discuss the story, ask and answer questions about what happens, learn some new words to describe the characters

Make a construction area to build a house of our own, thinking about the materials we use

Personal, Social and Emotional Development

Look at different buildings and structures. Are they buildings that we have seen in our local community?

Work as a team to come up with a plan to trap the wolf.

Physical Development

Explore some real tools. Learn how to hammer nails and join materials

Build a strong house for the three little pigs

Literacy

Retell the story with words, story maps and actions.

Look at some non fiction books about homes and buildings

Design our own houses for the three little pigs.

Understanding the World

Look at houses being built. Discuss the occupations of the people who are involved in building houses.

Display photographs of houses around the world for children to explore and discuss.

Look at houses from the past. How are they different? How are they the same?

Explore natural materials. What would you build your house out of? Why?

Learn about forces: What can the big bad wolf blow over?

Expressive Art and Design

Create collage pictures of the pigs houses using a range of materials including straw, sticks, cotton wool

Paint pigs, the wolf and houses.

Create houses and buildings using junk modelling materials.