1) Circle the shape with the largest area.



2) Circle the shape with the smallest area.



3) Write the letters in the correct order to order the shapes from the largest area to the smallest area.

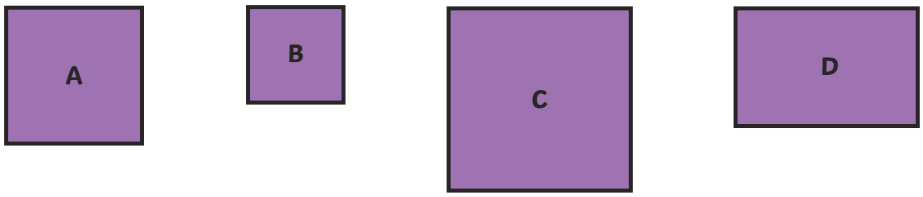

_____

4) Estimate how many of these small squares make up each shape and match each shape to the correct number.



4

8

10

2

1) Read the statement below. Is it true or false? Explain your answer.

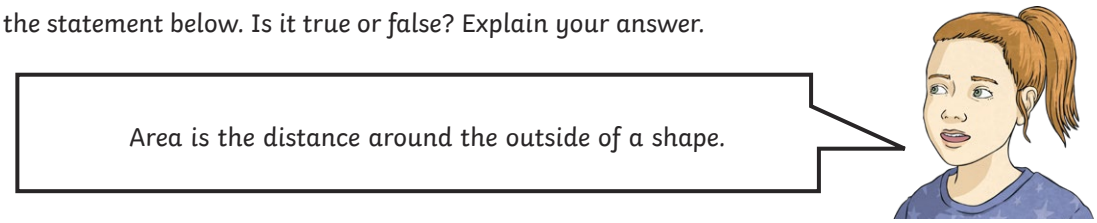

2) Sara says that these two shapes have the same area. Is she correct? Explain how you know.

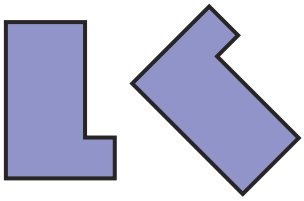

3) Annabel and Emile are going to use different sized squares to measure the area of the top of the table. Annabel has a larger square and Emile has a smaller square.

Will they get the same answer or a different answer?

Explain your thinking.



1) Fatima is describing the area of each downstairs room in her house.

There are 5 rooms downstairs. The lounge has the largest area. The area of the kitchen is smaller than the lounge and the dining room. The study and the playroom are the smallest rooms and they both have the same area.



Draw on the three shapes below to create 3 different floor plans that could match her description. Don't forget to label each room.

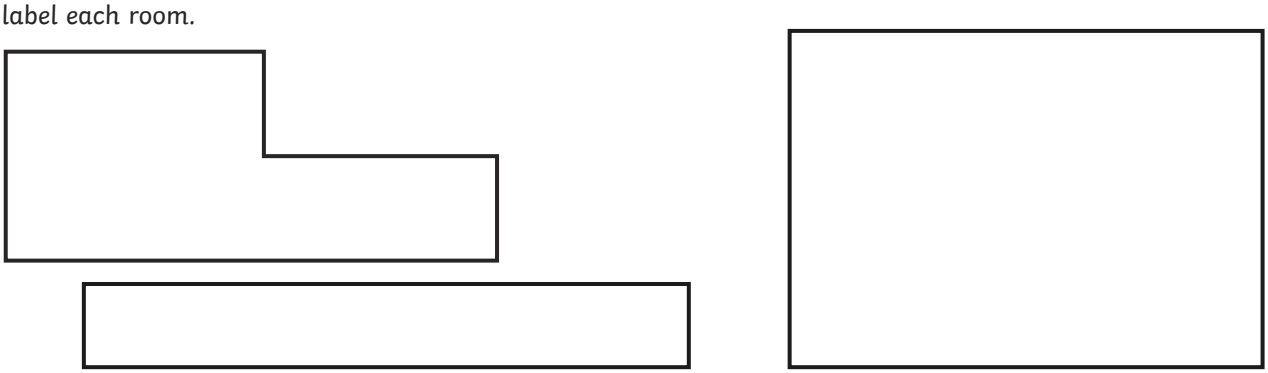

2) Megan says that these 2 shapes couldn't have the same area because the sides are different lengths. Do you think she is right or wrong? How do you know?



3) Aaron has some square sticky notes. He uses them to measure the area of his whiteboard. He finds that his whiteboard covers the same area as 6 sticky notes.



Aaron wants to use the sticky notes to measure other things in the classroom. Which object would be the best for him to use the sticky notes to measure. Explain why.

a)

b)

c)

d)